


# TRIO Plus

## Wafer loading


add the wafer  
in the centre  
of the inner sealing lip.

If the wafer thickness vary  
to the standard thickness  
a foil could be placed under the wafer

**Foil (0,1 / 0,2 / 0,5 mm)  
available on request**




To extend the life time of  
the sealing lips we recommend  
not not close the clips  
during no use time.



## add the function plate



please ensure prior the wafer  
loading clean sealing lips

Prior closing  
put all clips in position



add the waferplate  
with the pins above  
the holes in the functionplate  
and press it towards  
the wafer.

please close always  
the opposite clips  
until you hear  
the clips pushed in



## Wafer unloading

add the „entclipser tool“ into the gap at the clip  
and press/turn the tool.  
The clip open.  
Open the clips in opposite order.

Remove the waferplate straight upwards. The wafer could be removed.



Ensure prior the next loading clean sealing lips.